

University of Oklahoma, Norman Campus Enrollment Analysis Report

Fall 2024

Prepared by
Institutional Research & Reporting
January 2025

<https://www.ou.edu/irr/students>

Enrollment Analysis Report

Notes and Definitions

1. Enrollment data are taken from a snapshot of student for-credit enrollment on the Official Reporting Date (ORD) for that semester. The Official Reporting Date corresponds to the first working day following three full weeks of classes, at which point the normal add/drop period is over and an official census can reasonably be taken. See dates at <https://www.ou.edu/irr/resources>.
2. Norman Campus enrollment represents an unduplicated count of all students enrolling in courses offered by several different OU campus/program organizational entities, all of which are tied geographically and/or administratively to the Norman Campus. They are:

Norman On-Campus	Extended Campus - Academic Programs Courses
Tulsa - Norman Programs	Extended Campus - North America and Europe Courses
Extended Campus - Liberal Studies Courses	Extended Campus - Center for Independent and Distance Learning Courses

Given the amount of cross-enrollment between these different campus/program areas, an overall Norman Campus enrollment is most appropriate to use for the majority of reporting purposes. Enrollment can be split out by campus/program area if special circumstances call for it; check with IRR if think you might need something other than Norman Campus overall enrollment.
3. Students in the Undergraduate level are those pursuing bachelor's degrees. Students in the Graduate level are pursuing master's, graduate certificate, and research doctoral programs, all administered by the Graduate College. Students in the Professional level are in programs preparing for professional practice; currently only the College of Law offers Professional programs.
4. It is possible for a student to be in more than one level of degree program during a single semester: master's and graduate certificate; undergraduate and master's (accelerated degree); graduate master's and professional doctorate (for example, MBA/JD); etc. Because of this, unduplicated totals are provided wherever necessary.
5. Some students choose to pursue multiple majors within a single degree, or multiple degrees simultaneously, and those multiple disciplinary areas often cross into multiple colleges and/or departments. Because a student is listed in every college/department associated with their major area of study, it is not possible to add up enrollment by college without duplication. Always use the unduplicated total for the level of summary you need, to avoid accidental double-counting of students.
6. Enrollment shown for University College includes students in 2-year pre-professional programs (such as pre-nursing studies); these students are taking coursework in preparation for transfer to upper level professional programs not offered at the Norman campus. All other pre-professional students (4-year pre-health, pre-law, etc.) are pursuing a degree program in addition to their pre-professional course work so are reported in the college of their degree-granting major.
7. A full-time (FT) course load for summer is defined for undergraduates as at least six credit hours; less than that is part-time (PT). A graduate/professional full-time course load is defined as at least six credit hours, unless the student also has an appointment as a graduate assistant. Students with both a graduate assistant appointment and a three-credit-hour load are considered full-time. Graduate assistants enrolled in at least two credit hours during their final semester are considered full-time.
8. Aviation was moved from Professional & Continuing Studies to Atmospheric & Geographic Sciences, effective AY 2022-23.
9. The Fall editions of this report are initially published after ORD. The report is revised and re-published after November 1st, when HR data is snapshotted, because graduate student full- and part-time enrollment numbers are affected by the finalization of HR data.

Table 1
University of Oklahoma, Norman Campus
Headcount Enrollment Summary

	Fall 2023	Fall 2024	Percent of Total	Annual % Change		Fall 2023	Fall 2024	Percent of Total	Annual % Change
Norman Campus Enrollment	29,166	30,873		5.9%	Degree-Seeking by College				
By Level					Academic Affairs	752	736	2.3%	-2.1%
Undergraduate					Christopher C. Gibbs Architecture	953	1,036	3.2%	8.7%
Freshmen	5,577	6,178	20.0%	10.8%	Dodge Family Arts & Sciences	9,890	10,218	31.8%	3.3%
Sophomores	4,839	5,130	16.6%	6.0%	Atmospheric & Geographic Sciences	979	1,090	3.4%	11.3%
Juniors	4,642	4,899	15.9%	5.5%	Michael F. Price Business	5,756	6,311	19.6%	9.6%
Seniors	6,438	6,527	21.1%	1.4%	Mewbourne Earth & Energy	354	413	1.3%	16.7%
Non-Degree	550	617	2.0%	12.2%	Jeannine Rainbolt Education	1,152	1,246	3.9%	8.2%
Total Unduplicated	22,046	23,351	75.6%	5.9%	Gallogly Engineering	4,109	4,510	14.0%	9.8%
Graduate					Weitzenhoffer Family Fine Arts	1,036	1,076	3.3%	3.9%
Master's	4,889	5,330	17.3%	9.0%	Graduate College	82	62	0.2%	-24.4%
Doctoral	1,497	1,585	5.1%	5.9%	David L. Boren International Studies	303	322	1.0%	6.3%
Certificate	182	222	0.7%	22.0%	Gaylord Journalism & Mass Comm.	1,386	1,469	4.6%	6.0%
Non-Degree	15	10	0.0%	-33.3%	Law	885	801	2.5%	-9.5%
Total Unduplicated	6,234	6,720	21.8%	7.8%	Polytechnic Institute	-	26	0.1%	-
Professional					Professional & Continuing Studies	643	664	2.1%	3.3%
Master's	364	307	1.0%	-15.7%	University College	2,038	2,149	6.7%	5.4%
Doctoral	525	502	1.6%	-4.4%					
Certificate	1	0	0.0%	-100.0%	By Full-/Part-Time				
Non-Degree	1	1	0.0%	0.0%	Full-Time	23,150	24,548	79.5%	6.0%
Total Unduplicated	886	802	2.6%	-9.5%	Part-Time	6,016	6,325	20.5%	5.1%
By Gender					By Tuition Residency				
Male	13,756	14,449	46.8%	5.0%	Resident	16,369	17,055	55.2%	4.2%
Female	15,401	16,399	53.1%	6.5%	Nonresident	12,797	13,818	44.8%	8.0%
Not Reported	9	25	0.1%	177.8%	By Age				
By IPEDS Race/Ethnicity					Undergraduate				
American Indian/Alaska Native	1,107	1,195	3.9%	7.9%	Under 25	20,448	21,748	70.4%	6.4%
Asian	1,749	1,880	6.1%	7.5%	25 and Above	1,598	1,603	5.2%	0.3%
Black/African American	1,539	1,692	5.5%	9.9%	Average Age	20.8	20.8		
Hispanic	3,779	4,119	13.3%	9.0%	Graduate/Professional				
Native Hawaiian/Other Pacific Islander	30	37	0.1%	23.3%	Under 25	5,329	5,540	17.9%	4.0%
Two or More Races	2,649	2,825	9.2%	6.6%	25 and Above	1,791	1,982	6.4%	10.7%
Minority Subtotal	10,853	11,748	38.1%	8.2%	Average Age	32.0	31.8		
White	16,145	16,725	54.2%	3.6%					
Not Reported	464	582	1.9%	25.4%					
International	1,704	1,818	5.9%	6.7%					

Table 2
University of Oklahoma, Norman Campus
Headcount Enrollment by College and Level
Fall 2024

College	Freshman	Sophomore	Junior	Senior	Graduate	Profes- sional	Total Degree- Seeking	Unclassified/ Non-Degree	Total	Fall 2023	1-Year Change
Total Norman Campus	6,178	5,130	4,899	6,527	6,710	801	30,245	628	30,873	29,166	▲
Academic Affairs	134	271	155	176	0	0	736	47	783	791	▼
Christopher C. Gibbs Architecture	237	161	173	240	226	0	1,036	0	1,036	953	▲
Dodge Family Arts & Sciences	1,725	1,663	1,707	2,299	2,827	0	10,218	0	10,218	9,892	▲
Atmospheric & Geographic Sciences	284	212	161	241	192	0	1,090	0	1,090	979	▲
Michael F. Price Business	1,675	1,275	1,161	1,348	874	0	6,311	0	6,311	5,756	▲
Mewbourne Earth & Energy	68	36	56	80	173	0	413	0	413	354	▲
Jeannine Rainbolt Education	141	105	137	211	652	0	1,246	22	1,268	1,178	▲
Galogly Engineering	796	716	730	1,125	1,146	0	4,510	0	4,510	4,109	▲
Weitzenhoffer Family Fine Arts	182	168	161	247	318	0	1,076	0	1,076	1,036	▲
Graduate College	0	0	0	0	62	0	62	10	72	95	▼
David L. Boren International Studies	43	34	39	47	159	0	322	127	449	443	▲
Gaylord Journalism & Mass Comm.	309	337	296	358	169	0	1,469	0	1,469	1,386	▲
Law	0	0	0	0	0	801	801	1	802	886	▼
Polytechnic Institute	0	4	10	12	0	0	26	0	26	0	▲
Professional & Continuing Studies	4	21	181	415	43	0	664	0	664	649	▲
University College	936	646	326	241	0	0	2,149	399	2,548	2,359	▲
Audit	0	0	0	0	0	0	0	22	22	21	▲
Other Non-Degree	0	0	0	0	0	0	0	0	0	39	▼
Fall 2023	5,577	4,839	4,642	6,438	6,219	885	28,600	566	29,166		
1-Year Change	▲	▲	▲	▲	▲	▼	▲	▲	▲		

Table 3
University of Oklahoma, Norman Campus
Headcount Enrollment by Tuition Residency: Trend

	Fall <u>2015</u>	Fall <u>2016</u>	Fall <u>2017</u>	Fall <u>2018</u>	Fall <u>2019</u>	Fall <u>2020</u>	Fall <u>2021</u>	Fall <u>2022</u>	Fall <u>2023</u>	Fall <u>2024</u>	FA15	FA24
Total Norman Campus	27,445	27,937	28,541	28,582	28,089	27,782	28,052	28,320	29,166	30,873		
Resident	16,994	17,358	17,710	17,524	16,966	16,463	16,177	16,061	16,369	17,055		
Nonresident	10,451	10,579	10,831	11,058	11,123	11,319	11,875	12,259	12,797	13,818		
Undergraduate												
Resident	13,736	14,022	14,214	14,208	13,835	13,379	13,026	12,908	13,194	13,746		
Nonresident	7,578	7,606	7,832	7,962	7,943	8,014	8,136	8,386	8,852	9,605		
Graduate												
Resident	2,925	2,947	3,024	2,821	2,661	2,640	2,671	2,703	2,748	2,930		
Nonresident	2,693	2,749	2,710	2,692	2,699	2,783	3,173	3,371	3,486	3,790		
Professional												
Resident	333	389	472	495	470	444	480	450	427	379		
Nonresident	180	224	289	404	481	522	566	502	459	423		

Table 4
University of Oklahoma, Norman Campus
Headcount Enrollment by Level: Trend

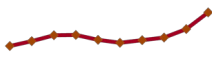













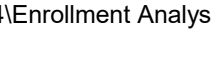

	Fall 2015	Fall 2016	Fall 2017	Fall 2018	Fall 2019	Fall 2020	Fall 2021	Fall 2022	Fall 2023	Fall 2024	
Total Norman Campus	27,445	27,937	28,541	28,582	28,089	27,782	28,052	28,320	29,166	30,873	
Undergraduate											
Freshmen	4,782	4,771	5,079	5,035	4,993	4,945	4,976	5,134	5,577	6,178	
Sophomores	4,203	4,522	4,431	4,593	4,566	4,504	4,526	4,592	4,839	5,130	
Juniors	4,542	4,447	4,784	4,627	4,684	4,576	4,599	4,767	4,642	4,899	
Seniors	7,162	7,342	7,242	7,420	7,086	7,062	6,699	6,349	6,438	6,527	
Non-Degree	625	546	510	495	449	306	362	452	550	617	
Total Unduplicated	21,314	21,628	22,046	22,170	21,778	21,393	21,162	21,294	22,046	23,351	
Graduate											
Master's	4,285	4,405	4,433	4,314	4,176	4,280	4,689	4,829	4,889	5,330	
Doctoral	1,505	1,541	1,504	1,433	1,427	1,365	1,382	1,459	1,497	1,585	
Certificate	156	196	216	264	274	230	184	181	182	222	
Non-Degree	34	58	42	17	10	8	10	14	15	10	
Total Unduplicated	5,618	5,696	5,734	5,513	5,360	5,423	5,844	6,074	6,234	6,720	
Professional											
Master's	47	108	255	388	447	454	502	408	364	307	
Doctoral	465	503	505	511	502	511	543	544	525	502	
Certificate	0	0	0	0	0	0	0	0	1	0	
Non-Degree	1	2	1	0	2	1	1	0	1	1	
Total Unduplicated	513	613	761	899	951	966	1,046	952	886	802	

Table 5
University of Oklahoma, Norman Campus
Headcount Enrollment by Full-/Part-Time Status: Trend

	Fall <u>2015</u>	Fall <u>2016</u>	Fall <u>2017</u>	Fall <u>2018</u>	Fall <u>2019</u>	Fall <u>2020</u>	Fall <u>2021</u>	Fall <u>2022</u>	Fall <u>2023</u>	Fall <u>2024</u>	FA15	FA24
Total Norman Campus	27,445	27,937	28,541	28,582	28,089	27,782	28,052	28,320	29,166	30,873		
Full-Time	21,117	21,571	22,139	22,048	21,958	21,795	21,925	22,439	23,150	24,548		
Part-Time	6,328	6,366	6,402	6,534	6,131	5,987	6,127	5,881	6,016	6,325		
Undergraduate												
Full-Time	18,123	18,424	19,054	19,033	18,982	18,534	18,272	18,599	19,221	20,508		
Part-Time	3,191	3,204	2,992	3,137	2,796	2,859	2,890	2,695	2,825	2,843		
Graduate												
Full-Time	2,508	2,606	2,536	2,406	2,362	2,665	2,955	3,181	3,294	3,438		
Part-Time	3,110	3,090	3,198	3,107	2,998	2,758	2,889	2,893	2,940	3,282		
Professional												
Full-Time	486	541	549	609	614	596	698	659	635	602		
Part-Time	27	72	212	290	337	370	348	293	251	200		

Table 6a
University of Oklahoma, Norman Campus
Headcount Enrollment by College -- Undergraduate: Trend

<u>College</u>	<u>Fall 2015</u>	<u>Fall 2016</u>	<u>Fall 2017</u>	<u>Fall 2018</u>	<u>Fall 2019</u>	<u>Fall 2020</u>	<u>Fall 2021</u>	<u>Fall 2022</u>	<u>Fall 2023</u>	<u>Fall 2024</u>
Total Undergraduates	21,314	21,628	22,046	22,170	21,778	21,393	21,162	21,294	22,046	23,351
Degree-Seeking										
Academic Affairs	567	482	564	646	531	480	593	834	752	736
Christopher C. Gibbs Architecture	338	391	440	516	555	582	635	676	752	811
Dodge Family Arts & Sciences	6,660	7,071	7,426	7,643	7,528	7,626	7,485	7,361	7,203	7,394
Atmospheric & Geographic Sciences	437	442	436	438	447	459	473	695	782	898
Michael F. Price Business	3,543	3,638	3,779	3,824	3,936	4,147	4,508	4,788	4,982	5,459
Mewbourne Earth & Energy	1,141	774	562	423	313	285	224	190	199	240
Jeannine Rainbolt Education	614	627	629	650	605	582	609	559	576	594
Gallogly Engineering	3,172	3,507	3,655	3,630	3,391	3,289	3,116	3,122	3,231	3,367
Weitzenhoffer Family Fine Arts	721	725	765	787	838	812	781	731	752	758
David L. Boren International Studies	294	281	296	304	272	240	199	174	151	163
Gaylord Journalism & Mass Comm.	1,045	1,085	1,198	1,382	1,420	1,370	1,227	1,176	1,245	1,300
Polytechnic Institute	-	-	-	-	-	-	-	-	-	26
Professional & Continuing Studies	1,111	1,112	995	999	946	839	701	439	508	621
University College	2,052	2,050	2,088	2,016	1,950	1,954	1,904	1,893	2,038	2,149
Non-Degree-Seeking										
Academic Affairs	174	81	65	46	37	51	49	45	39	47
Audit	19	19	14	18	10	10	10	12	21	22
Concurrent High School Students	107	180	184	193	193	192	153	154	263	370
HSC Inter-campus	1	0	1	0	1	1	2	29	33	5
Reciprocal Exchange/Study Abroad	232	219	202	200	167	11	84	147	140	127
Visitor	92	47	44	38	41	41	47	41	31	24
Sooner Works - Vocational Program	-	-	-	-	-	10	17	24	26	22

Table 6b
University of Oklahoma, Norman Campus
Headcount Enrollment by College -- Graduate & Professional: Trend

<u>College</u>	<u>Fall 2015</u>	<u>Fall 2016</u>	<u>Fall 2017</u>	<u>Fall 2018</u>	<u>Fall 2019</u>	<u>Fall 2020</u>	<u>Fall 2021</u>	<u>Fall 2022</u>	<u>Fall 2023</u>	<u>Fall 2024</u>
Total Graduate	5,618	5,696	5,734	5,513	5,360	5,423	5,844	6,074	6,234	6,720
Degree-Seeking										
Christopher C. Gibbs Architecture	98	116	133	120	119	115	152	180	213	226
Dodge Family Arts & Sciences	2,230	2,263	2,263	2,143	2,044	2,052	2,213	2,316	2,692	2,827
Atmospheric & Geographic Sciences	118	110	111	124	141	172	206	196	197	192
Michael F. Price Business	339	321	331	389	421	563	708	739	813	874
Mewbourne Earth & Energy	234	248	235	236	200	169	152	138	155	173
Jeannine Rainbolt Education	781	770	766	699	668	645	638	617	576	652
Gallogly Engineering	546	593	618	641	714	753	826	815	909	1,146
Weitzenhoffer Family Fine Arts	219	223	210	195	210	191	201	232	284	318
Graduate College	359	140	81	76	55	57	82	97	82	62
David L. Boren International Studies	46	274	388	388	366	345	278	232	153	159
Gaylord Journalism & Mass Comm.	59	64	57	63	56	57	147	170	143	169
Professional & Continuing Studies	667	671	622	548	493	434	387	502	135	43
Non-Degree-Seeking										
A&S - Human Relations Licensure	12	47	27	4	3	2	0	2	2	0
Graduate English Pathways	-	-	-	-	-	-	-	1	1	0
Graduate Unclassified	16	9	10	6	2	3	5	4	6	8
HSC Intercampus	6	2	5	7	5	2	5	7	6	2
Visitor	0	0	0	0	0	1	0	0	0	0
Professional	513	613	761	899	951	966	1,046	952	886	802
Law	513	613	761	899	951	966	1,046	952	886	802

Table 6c
University of Oklahoma, Norman Campus
Headcount Enrollment by College -- Total: Trend

<u>College</u>	<u>Fall 2015</u>	<u>Fall 2016</u>	<u>Fall 2017</u>	<u>Fall 2018</u>	<u>Fall 2019</u>	<u>Fall 2020</u>	<u>Fall 2021</u>	<u>Fall 2022</u>	<u>Fall 2023</u>	<u>Fall 2024</u>
Total Norman Campus	27,445	27,937	28,541	28,582	28,089	27,782	28,052	28,320	29,166	30,873
Degree-Seeking										
Academic Affairs	567	482	564	646	531	480	593	834	752	736
Christopher C. Gibbs Architecture	436	507	573	636	674	697	784	852	953	1,036
Dodge Family Arts & Sciences	8,890	9,327	9,683	9,781	9,566	9,673	9,693	9,671	9,890	10,218
Atmospheric & Geographic Sciences	555	552	547	562	588	631	679	891	979	1,090
Michael F. Price Business	3,882	3,957	4,105	4,204	4,344	4,684	5,206	5,490	5,756	6,311
Mewbourne Earth & Energy	1,374	1,021	797	659	513	450	376	327	354	413
Jeannine Rainbolt Education	1,394	1,396	1,395	1,349	1,273	1,227	1,247	1,176	1,152	1,246
Gallogly Engineering	3,701	4,072	4,270	4,271	4,103	3,993	3,934	3,889	4,109	4,510
Weitzenhoffer Family Fine Arts	940	948	975	982	1,048	1,003	982	963	1,036	1,076
Graduate College	359	140	81	76	55	57	82	97	82	62
David L. Boren International Studies	340	555	683	692	636	578	476	404	303	322
Gaylord Journalism & Mass Comm.	1,104	1,141	1,253	1,443	1,476	1,422	1,374	1,345	1,386	1,469
Law	512	611	760	899	949	965	1,045	952	885	801
Polytechnic Institute	-	-	-	-	-	-	-	-	-	26
Professional & Continuing Studies	1,777	1,783	1,617	1,547	1,439	1,273	1,088	941	643	664
University College	2,052	2,050	2,088	2,016	1,950	1,954	1,904	1,893	2,038	2,149
Non-Degree-Seeking	660	606	553	512	461	325	373	466	566	628